

ABOUT NETIS

SYSTEMS CO., LTD.

Netis Systems Co., Ltd is a global leading provider of networking products and solutions in the data communication industry with advanced technology, outstanding product quality and satisfactory customer service.

Netis company is experienced, professional in the R&D, Production and Sales of networking devices. Now it has three worldwide independent brands “netis”, “netcore” and “stonet”. Product lines of Netis company includes Wireless routers, Access point wireless adapters, Dump switches, PoE switches, Industrial switches, OLT, ONT PON etc., and it is developing some new products that are related to IOT, CCTV to create more benefits for the market and the society.



MANUFACTURING CENTER

- National communications and intelligent hardware production base.
- National intelligent manufacturing demonstration base.



netis | stonet

NETIS SYSTEMS CO.,LTD

Address: 1F Factory Building, No.6 tongjiu road, Pingxiang Economic and Technological Development District, Pingxiang, Jiangxi, China.

Homepage: www.netis-systems.com
www.stonet.cc



Netis Systems



www.netis-systems.com

netis | stonet

PRODUCT CATALOG



AX6000

Wireless Dual Band WiFi6 Router

NX62



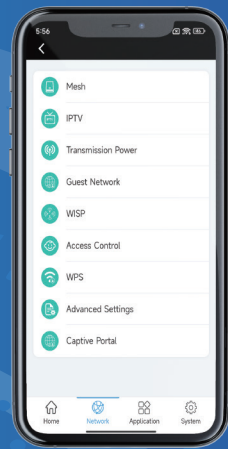
EASY NETWORK, TRUSTABLE

| WiFi Router | 4G/5G | Switch | Network Adapter | xPON ONT/OLT |

BRAND NEW

WIFI MANAGEMENT

APP



SCAN HERE TO GET



Google Play App Store for IOS

BeeWiFi | You can remotely manage your router through the BeeWiFi application

Wireless Router





















Photo	Model Name	Description	Main Feature
WiFi6 Router			
	NX62	AX6000 Dual Band Gigabit WiFi6 Router	6000Mbps 11AX, 1* 2.5G WAN, 1*2.5G LAN, 3* GE LAN Port. USB3.0, Mesh(WPS), RESET, Power On/Off Button, 8* 5dBi Antenna, Support Router Mode & Mesh Mode Based on OpenWRT, Support TR069 TR181 TR143 & Fota
	NX30	AX3000 Dual Band Gigabit WiFi6 Router	3000Mbps 11AX, 1* GE WAN, 3* GE LAN Port, Mesh(WPS) & RESET Button, 5* 5dBi Antenna, Support Router Mode & Mesh Mode Based on OpenWRT, Support TR069 TR181 TR143 & Fota
	NX31	AX3000 Wireless Dual Band WiFi6 Router	3000Mbps 11AX, 1* GE WAN, 3* GE LAN Port, Mesh(WPS), RESET, Power On/Off Button, 4*5dBi Antennas, Support Router Mode & Mesh Mode. Based on OpenWRT, Support TR069 TR181 TR143 & Fota
	N6	AX1800 Dual Band Gigabit WiFi6 Router	1800Mbps 11AX, 1* GE WAN, 3* GE LAN Port, Mesh(WPS), RESET, Power On/Off Button, 4*5dBi Antennas, Support Router Mode & Mesh Mode. Based on OpenWRT, Support TR069 & Fota
	NX10	AX1500 Dual Band Gigabit WiFi6 Router	1500Mbps 11AX, 1* GE WAN, 3* GE LAN Port, WPS(Mesh) & RESET Button 4* 5dBi Antenna, Support Router Mode & Mesh Mode. Support TR069 & Fota




Photo	Model Name	Description	Main Feature
AC1200 Gigabit Router			
	NC65	AC1200 Dual Band Gigabit WiFi5 Router	1200Mbps 11AC, 1* GE WAN, 3* GE LAN Port, WPS(Mesh) & RESET Button, 4* 5dBi Antenna, Support Mesh, TR069 & Fota
	NC63	AC1200 Dual Band Gigabit WiFi5 Router	1200Mbps 11AC, 1* GE WAN, 3* GE LAN Port, RESET Button, 6*5dBi Antennas, Support Mesh, TR069 & Fota
	NC66	AC1200 Dual Band Gigabit WiFi5 Router	1200Mbps 11AC, 1* GE WAN, 3* GE LAN Port, WPS(Mesh) & RESET Button 4* 5dBi Antenna, Based on OpenWRT, Support Mesh, TR069 & Fota

Wireless Router

Photo	Model Name	Description	Main Feature
AC1200 Gigabit Router			
	N2	AC1200 Dual Band Gigabit WiFi5 Router	1200Mbps 11AC, 1* GE WAN, 4* GE LAN Port, WPS(Mesh) & Default Button 4* 5dBi Antenna, Support Mesh, TR069 & Fota
	N3F	AC1200 Dual Band Gigabit WiFi5 Router	1200Mbps 11AC, 1* SFP, 1* GE WAN, 3* GE LAN Port, WPS(Mesh) & Default Button 4*5dBi Antennas, Gpon APC or UPC, Support TR069 & Fota
AC1200 Fast Router			
	NC21	AC1200 Dual Band Fast WiFi5 Router	1200Mbps 11AC, 1* FE WAN, 3* FE LAN Port, WPS & RESET Button, 4* 5dBi Antenna, Support TR069 & Fota
	N5	AC1200 Dual Band Fast WiFi5 Router	1200Mbps 11AC, 1* FE WAN, 2* FE LAN Port, USB2.0, WPS & RESET Button, 4* 5dBi Antenna, Support USB Dongle TR069 & Fota
	N3D	AC1200 Dual Band Fast WiFi5 Router	1200Mbps 11AC, 1* FE WAN, 3* FE LAN Port. WPS, RESET, Power On/Off Button 4* 5dBi Antenna, Support TR069 & Fota
	E3	AC1200 Dual Band Fast WiFi5 Router	1200Mbps 11AC, 1* FE WAN/LAN Port. WPS & RESET Button, 2* 5dBi Antenna
N300 Router			
	WF2409E	300Mbps Wireless N Router	300Mbps 11N, 1* FE WAN, 4* FE LAN Port WPS & Default Button, 3*5dBi Fixed Antennass, Support TR069 & Fota
	WF2419E	300Mbps Wireless N Router	300Mbps 11N, 1* FE WAN, 4* FE LAN Port WPS & Default Button, 2*5dBi Fixed Antennass, Support TR069 & Fota
	W1	300Mbps Wireless N Router	300Mbps 11N, 1* FE WAN, 2* FE LAN Port WPS & Default Button, 2*5dBi Fixed Antennass, Support TR069 & Fota
	W4	300Mbps Wireless N Router	300Mbps 11N, 1* FE WAN, 2* FE LAN Port WPS & Default Button, 4*5dBi Fixed Antennass, Support TR069 & Fota
	WF2409PD	300Mbps Wireless N Router	300Mbps 11N, 1*FE WAN (Support 802.3af PoE PD) 4* FE LAN Port, WPS & Default Button, 3*5dBi Fixed Antennass, Support TR069 & Fota



Wireless Adapters

Photo	Model Name	Description	Main Feature
150M			
	WF2119C	150Mbps Wireless N USB Adapter	USB 2.0, 150Mbps, Driver Free, 1* 6dBi Antenna
	WF2120 PRO	150Mbps Drive-free WiFi Adapter	IEEE 802.11b/g/n 2.4GHz, 1* 2dBi Internal antenna, USB2.0, Up to 150Mbps, Free drive, Plug and play
300M			
	WF2123	300Mbps Wireless N USB Adapter	USB 2.0, 300Mbps 11N, Driver free, Mini Size

Cloud Managed PoE Switch Series

Manage your switch through BeeWiFi remotely and easily




App Management VLAN Isolation Strong Power Port Renaming Restart Remotely

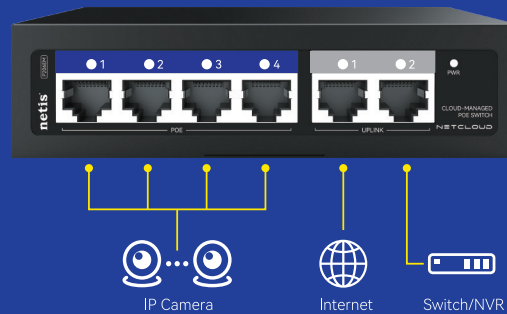


Why Choose Cloud-Managed PoE Switches ?

1. Easily manage devices and network setups via BeeWiFi, saving time and effort.
2. Conveniently unify management across multiple projects, such as cafe, office and farms all from one phone.
3. Perform functions such as VLAN Isolation, Port Management, and Device Reboot directly through BeeWiFi.



- PoE: PoE Ports
- UPLINK: RJ45 Uplink Ports



SCAN HERE TO GET



Google Play App Store for IOS

Photo	Model	Ports	PoE Power	Feature
	P206EM	4FE+2FE	52W	Support BeeWiFi Cloud Management
	P210EM	8FE+2FE	120W	Support BeeWiFi Cloud Management
	P206GM	4GE+1GE+1SFP	60W	Support BeeWiFi Cloud Management
	P210GM	8GE+2GE	120W	Support BeeWiFi Cloud Management
	P219GHM	16FE+2GE+1SFP	240W	Support BeeWiFi Cloud Management

48V Standard PoE Switch Series



Full Power Extend Mode Port Vlan Watch Dog




Photo	Model No.	Ports	PoE Power	Extend	Port VLAN	Watch Dog	Cloud Managed
10/100M FE PoE + FE Uplink							
	P106C	4FE+2FE	60W	✓	✗	✓	✗
	P110C	8FE+2FE	120W	✓	✗	✓	✗
10/100M FE PoE + 2GE Uplink							
	P110GH	8FE+2GE+1SFP	120W	✓	✗	✓	✗
	P116GH	16FE+2GE+1SFP	240W	✓	✗	✓	✗
	P124GH	24FE+(2GE+2SFP)COMBO	360W	✗	✗	✗	✗
10/100/1000M Full Gigabit							
	P106GC	4GE+1GE+1SFP	60W	✗	✓	✓	✗
	P107GS	4GE+1GE+1SFP+(1GE+1SFP)COMBO	65W	✗	✓	✓	✗
	P112GS	8GE+2GE+2SFP	120W	✗	✓	✓	✗
	P110GC	8GE+2GE	120W	✗	✓	✓	✗
	P116GC	16GE+2GE	240W	✗	✓	✓	✗
	P119GS	16GE+2GE+1SFP	240W	✗	✓	✓	✗
	P124GC	24GE+2SFP	360W	✗	3-24VLAN	✗	✗

PoE Switch Series

PoE Extender













P3502CE PoE Extender




2FE PoE Output+1FE PoE Input Ports
250m wire extending
IP66 protection standard

Cloud Managed PoE Switch

Photo	Model Name	Description	Main Feature
5 Ports			
	ST3105C	5 Port, Fast Ethernet Switch 8 Pin of Port With Safety Lock(Separated)	5* 10/100Mbps Port, Green Power, Desktop Design, IEEE 802.3x flow control, Plug and play
	ST105D	 5 Port, Fast Ethernet Switch 8 Pin of Port With Safety Lock(Attached)	5* 10/100Mbps Port, Green Power, Desktop Design, IEEE 802.3x flow control, Plug and play, Steel Housing
8 Ports			
	ST3108C	8 Port, Fast Ethernet Switch 8 Pin of Port With Safety Lock(Separated)	8* 10/100Mbps Port, Green Power, Desktop Design, Plug and play, IEEE 802.3x flow control
	ST108D	 8 Port, Fast Ethernet Switch 8 Pin of Port With Safety Lock(Attached)	8* 10/100Mbps Port, Green Power, Desktop Design, Plug and play, IEEE 802.3x flow control, Steel Housing
16 Ports			
	ST3116P	16 Port Fast Ethernet Switch	16*10/100Mbps Port, Green Power, Desktop Design, Plastic housing
	ST3116S	16 Port Fast Ethernet Switch	16*10/100Mbps Port, Green Power, Desktop/13-inch Steel housing Design
24 Ports			
	ST3124P	24 Port Fast Ethernet Switch	24* 10/100Mbps Port, Green Power, Desktop Design, Plastic housing
	ST3124S	24 Port Fast Ethernet Switch	24* 10/100Mbps Port, Green Power, Desktop/13-inch Steel housing Design
5 Ports			
	ST3105GC	5 Port Gigabit Ethernet Switch With Safety Lock(Separated)	5* 10/100/1000Mbps Port, Green Power, Desktop Design
	ST105GD	 5 Port Gigabit Ethernet Switch With Safety Lock(Attached)	5* 10/100/1000Mbps Prot, Green Power, Desktop Design, Steel Housing
8 Ports			
	ST3108GC	8 Port Gigabit Ethernet Switch With Safety Lock(Separated)	8* 10/100/1000Mbps Port, Green Power, Desktop Design
	ST108GD	 8 Port Gigabit Ethernet Switch With Safety Lock(Attached)	8* 10/100/1000Mbps Prot, Green Power, Desktop Design, Steel Housing
16 Ports			
	ST3116GS	16 Port Gigabit Ethernet Switch	16* 10/100/1000Mbps Port, 13-inch Steel Case, Desktop/Rackmount Design
18 Ports (SFP)			
	ST3118GS-D	18 Port Gigabit Ethernet Switch	16* 10/100/1000Mbps Port, 2SFP Port, 13-inch Steel Case, Desktop/Rackmount Design
24 Ports			
	ST3124GS	24 Port Gigabit Ethernet Switch	24* 10/100/1000Mbps Port, 13-inch Steel Case, Desktop/Rackmount Design
26 Ports (SFP)			
	ST3126GS	26 Port Gigabit Ethernet Switch	24* 10/100/1000Mbps Port, 2SFP Port, 19-inch Steel Case, Rackmount Design

Photo	Model Name	Description	Main Feature
Managed Switch			
	NMS5712	S57XX SERIES SWITCH	8*10/100/1000M Base-T, 4*1000M Base-X SFP/10GE SFP+, MAC: 16K, Memory: 512MB, Storage: 32MB, Power Consumption: ≤22W
	NMS5754	S57XX SERIES SWITCH	48*10/100/1000M Base-T, 6*1000M Base-X SFP/10GE SFP+, MAC: 32K, Memory: 512MB, Storage: 32MB, Power Consumption: ≤53W
	NMS5728	S57XX SERIES SWITCH	24*10/100/1000M Base-T, 4*1000M Base-X SFP/10GE SFP+, MAC: 16K, Memory: 512MB, Storage: 32MB, Power Consumption: ≤22W
	NMS5728P	S57XX SERIES SWITCH	24*10/100/1000M Base-T PoE, 4*1000M Base-X SFP/10GE SFP+, MAC: 16K, Memory: 512MB, Storage: 32MB, Power Consumption: ≤450W
	NMS5728F	S57XX SERIES SWITCH	4*10/100/1000M Combo+20*SFP, 4*1000M Base-X SFP/10GE SFP+, MAC: 16K, Memory: 512MB, Storage: 32MB, Power Consumption: ≤38W
	NMS5830	S58XX SERIES SWITCH	24*10/100/1000M Base-T/2.5G, 4*1000M Base-X SFP/10GE SFP+, MAC: 32K, Memory: 512MB, Storage: 32MB, Power Consumption: ≤39W
	NMS5830P	S58XX SERIES SWITCH	24*10/100/1000M/2.5G Base-T PoE, 4*1000M Base-X SFP/10GE SFP+, MAC: 32K, Memory: 512MB, Storage: 32MB, Power Consumption: ≤450W
	NMS5854	S58XX SERIES SWITCH	48*100/1000M/2.5G based-T, 4*10GSFP+, 2*40QSFP, MAC: 16K, Memory: RAM 1G, Storage: Flash 128M, Power Consumption: ≤125W
	NMS5926	S59XX SERIES SWITCH	24*1000M Base-X SFP/10GE SFP+, 2*40G QSFP/2*100G QSFP28, MAC: 16K, Memory: RAM 1G, Storage: Flash 8G, Power Consumption: ≤125W
	NMS5954	S59XX SERIES SWITCH	48*10G SFP+, 2*40G QSFP, 4*100G QSFP28, 1+1 modular redundant power supply, two pluggable Fans, MAC: 128K, Memory: 1Gmb DDR2 memory, Storage: 32MB Flash memory, Power Consumption: ≤180W

PON

Photo	Model Name	Description	Main Feature
PON			
	GP2101	Single Port GPON ONT	1* 2.5G Pon, 1* GE LAN Port, Power & Default, Button, Support TR069 & Fota, Gpon APC or UPC
	GP2201	AC1200 Dual Band Gigabit WiFi5 GPON	1200Mbps 11AC, 1* 2.5G Pon, 4* GE LAN Port, 1* FXS, Power & WPS (MESH) & Reset Button, Support TR069, Gpon APC or UPC
	GP3001	AX3000 Dual Band Gigabit WiFi6 GPON	3000Mbps 11AX, 1* 2.5G Pon, 4* GE LAN Port, 2* FXS, USB3.0, Power & Default Button, Support TR069 & Fota, Gpon APC or UPC

OLT

Photo	Model Name	Description	Main Feature
OLT			
	NOE5804	EPON OLT SERIES	4* GEPON Port, 4* 10/100/1000M Base-T, 4* 1000M Base-X SFP/4*10GE SFP+, Exchange Capacity: 96Gbps, Packet Forwarding Rate: 71.424Mpps, Memory: 512MB, Storage: 32MB, Management Port: Console, Fans: Fixed Fans (2 Fans)
	NOE5808	EPON OLT SERIES	8* GEPON Port, 4* 10/100/1000M Base-T, 4* 1000M Base-X SFP/4* 10GE SFP+, Exchange Capacity: 104Gbps, Packet Forwarding Rate: 71.424Mpps, Memory: 512MB, Storage: 32MB, Management Port: Console, Type C, Fans: Fixed Fans (3 Fans)
	NOG5804	GPON OLT SERIES	4*GPON Port, 4*10/100/1000MBase-T, 4*1000M Base-XSFP/4*10GE SFP+, Exchange Capacity: 103Gbps, Packet Forwarding Rate: 76.632Mpps, Memory: 7168MB, Storage: 2048MB, Management Port: Console, Type C, Fans: Fixed Fans (3 Fans)
	NOG5808	GPON OLT SERIES	8*GPON Port, 4*10/100/1000MBase-T, 4*1000MBase-XSFP/4*10GE SFP+, Exchange Capacity: 118Gbps, Packet Forwarding Rate: 87.792Mpps, Memory: 7168MB, Storage: 2048MB, Management Port: Console, Type C, Fans: Fixed Fans (3 Fans)
	NOG5816	GPON OLT SERIES	16*GPON Port, 8*10/100/1000MBase-T, 4*1000MBase-XSFP/4*10GE SFP+, Exchange Capacity: 156Gbps, Packet Forwarding Rate: 116.064Mpps, Memory: 7168MB Storage: 2048MB, Management Port: Console, Type C, Fans: Fixed Fans (4 Fans)
	NOG5808OD	GPON OLT-OUTDOOR	8*GPON Port, 1*10/100/1000M Base-T, 4*1000M Base-X SFP/4*10GE SFP+, Exchange Capacity: 112Gbps, Packet Forwarding Rate: 83.328Mpps, Memory: 7168MB, Storage: 2048MB, Management Port: Console, MGMT

	NOX5808	XG(S)-PON Combo OLT	8* XG(S)-PON/GPON port, 8* 10GE/GE SFP + 2* 100G QSFP28, Exchange Capacity: 720Gbps, Packet Forwarding Rate: 535.68Mpps, Memory: 2G, Storage: 8G, Management Port: Console, Fans: Pluggable Fans (3 Fans)
---	---------	---------------------	---



4G LTE Wireless Router

MW5360



3G/4G SIM Card



4G Antenna + WiFi Antenna





SIM Card or WAN Access Available




Transform 4G Signal to Wireless



4G/5G LTE

Photo	Model Name	Description	Main Feature
4G/5G LTE			
	MW5360	300Mbps Wireless 4G LTE Router	300Mbps 11N, Slot for 3G/4G SIM Card, Plug & Play 2* 5dBi 4G Detachable Antennas, 2* 5dBi WiFi Antennas, Support cat4 & Fota
	MW5300	300Mbps Wireless 4G LTE Router	300Mbps 11N, Slot for 3G/4G SIM Card, Plug & Play 2* 5dBi 4G Antennas, 2* 5dBi WiFi Antennas, Support cat4

DSL

Photo	Model Name	Description	Main Feature
DSL			
	DL4323	300Mbps Wireless N ADSL	300Mbps 11N, 1* ADSL Port, 4* FE LAN Port Power & Default Button, 2* 5dBi Antenna, Support TR069

Outdoor IP65 Protection

Adaptable to A Variety of Harsh Environments



NB50



Waterproof and dust-proof High temperature resistant Low temperature resistant

Photo	Model Name	Description	Main Feature
Wireless Bridge			
	NB50	Enterprise Outdoor Digital Bridge	1FE LAN+1FE PoE port, IP65 Outdoor protection level, 1* 14dBi Internal Antenna, 3KM wireless long-range transmission

AC1200

Gigabit Enterprise WiFi Router

NBW1200

- 5*Gigabit Port
- 1-4 WAN/LAN Port
- Easy-Mesh
- AP Management



ENTERPRISE

SMB Product

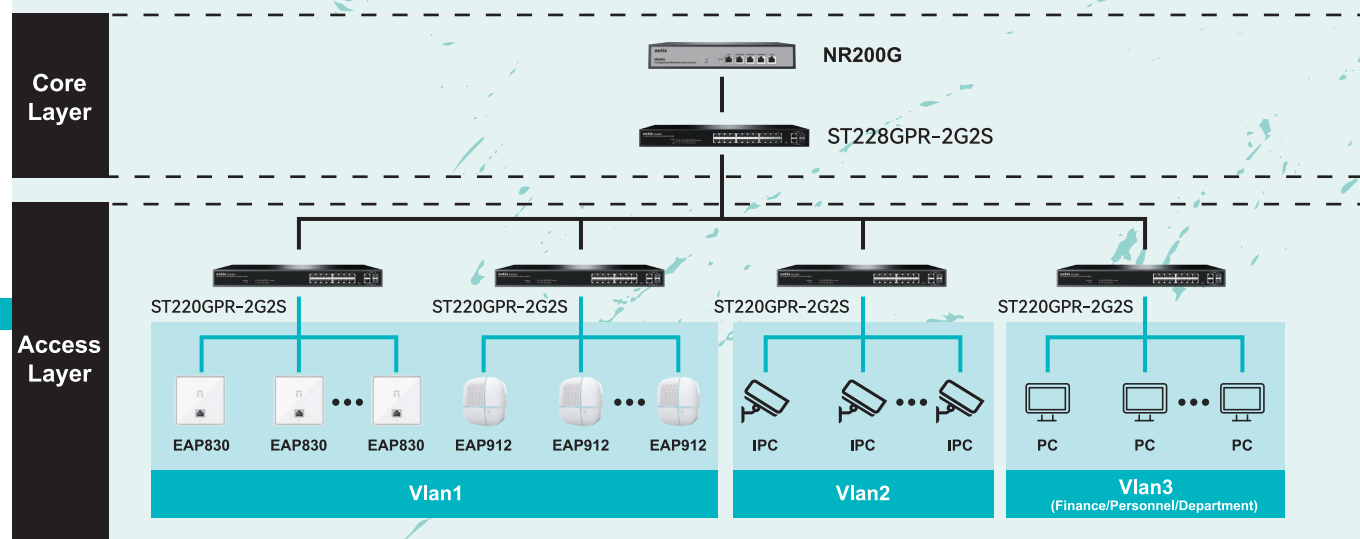
Photo	Model Name	Description	Main Feature
SMB PoE Router			
	NR105GPE	5-Port Gigabit Enterprise-Class PoE Router	1* GE WAN Port+4* GE LAN(support PoE), 1-4 WAN/LAN port, Machine Budget 60W, Recommended number of connected devices: 100, Manage AP: 100, PPPoE Server, Multi-IP Network, DHCP Server, QOS, APP Management, DHCP Client, Static IP, MAC Cloning
	NR109GPE	9-Port Gigabit Enterprise-Class PoE Router	1* GE WAN Port+8* GE LAN(support PoE), 1-4 WAN/LAN port, Machine Budget 130W, Recommended number of connected devices: 100, Manage AP: 100, PPPoE Server, Multi-IP Network, DHCP Server, QOS, APP Management, DHCP Client, Static IP, MAC Cloning
Web Smart PoE Switch			
	ST210GPD-2G	Full Gigabit Cloud-manmaged PoE Switch	2* GE RJ45 Ports+8* GE PoE LAN Ports, 20G backplane bandwidth, 8K MAC address table Size, PoE Budget: 117W, IEEE 802.3af/at standard protocol, Port isolation setting, Port PoE switch, Firmware upgrade,etc.
	ST220GPR-2G2S	Full Gigabit Cloud-manmaged PoE Switch	2* GE+2*SFP+16* GE PoE Ports, 40G backplane bandwidth, 8K MAC address table size, PoE Budget: 225W, IEEE 802.3af/at standard protocol, Port isolation setting, Port PoE switch, Firmware upgrade,etc.
	ST228GPR-2G2S	Full Gigabit Cloud-manmaged PoE Switch	2* GE+2* SFP+24* GE PoE Ports, 56G backplane bandwidth, 8K MAC address table size, PoE Budget: 375W, IEEE 802.3af/at standard protocol, Port isolation setting, Port PoE switch, Firmware upgrade,etc.

Photo	Model Name	Description	Main Feature
SMB WiFi Router			
	NBW1200	AC1200 5-Port Gigabit Wireless Enterprise Router	1200Mbps 11AC, 5* Gigabit RJ45 Port, 6* 7dBi High Gain Antennas, 4 WAN/4 LAN Cable Connection, Easy Setup with APP, Easy Mesh, PPPoE Dial-up, DHCP Client, Static IP, MAC Cloning, AP Management
	NBW1209	AC1200 9-Port Gigabit Wireless Enterprise Router	1200Mbps 11AC, 9* Gigabit RJ45 Port, 6* 7dBi High Gain Antennas, 4 WAN/8 LAN Cable Connection, Easy Setup with APP, PPPoE Dial-up, DHCP Cclient, Static IP, MAC Cloning, AP Management
	NBW1800AX	AX1800 5-Port Gigabit Wireless WiFi6 Enterprise Router	1800Mbps 11AX, WiFi6, 5*Gigabit RJ45 Port, 6* 7dBi High Gain Antennas, 4 WAN/4 LAN Cable Connection, Easy Setup with APP, Easy Mesh, PPPoE Dial-up, DHCP Client, Static IP, MAC Cloning, AP Management
AP			
	EAP912	AC1200 Wireless Gigabit Ceiling Mount Access Point	1200Mbps 11AC, 1* GE WAN+1* GE LAN(PoE power supply), 4* built-in antennas, 128MB Memory, Recommended number of connected devices: 80 AP Management, Default Button, Ceiling / Wall Mounting
	EAP930	AX3000 Wireless Gigabit Ceiling Mount Access Point	3000Mbps 11AX,WiFi6, 1* GE LAN(PoE power supply), 5* built-in antenna, 256MB Memory, 128MB Flash, Recommended number of connected devices: 80 AP Management, Ceiling / Wall Mounting
	EAP812	AC1200 Wireless Gigabit Panel Access Point	1200Mbps 11AC, 1* GE WAN+1* GE LAN(PoE power supply), 2* built-in antenna, 128MB Memory, Recommended number of connected devices: 80 AP Management, Default Button, Support SSID hiding
	EAP830	AX3000 Wireless Gigabit WiFi6 Panel Access Point	3000Mbps 11AX, WiFi6, 1* GE WAN+1* GE LAN(PoE power supply), 2* built-in antennas, 256MB Memory, Recommended number of connected devices: 100 AP Management, Default Button, Support SSID hiding

SMB Router			
	NR100G	5-Port Gigabit Multi-WAN Port Internet Behavior Management Enterprise Router	5* Gigabit RJ45 Port, 1-4 variable WAN ports, Load Balancing, AP Management, Recommended number of connected devices: 100, Manage AP: 100, PPPoE Server, Multi-IP Network, DHCP Server,QOS, APP Management, DHCP Client, Static IP, MAC Cloning
	NR200G	5-Port Gigabit Multi-WAN Port Internet Behavior Management Enterprise Router	5* Gigabit RJ45 Port, 1-4 variable WAN ports, Load Balancing, AP Management, Recommended number of connected devices: 200, Manage AP: 200, PPPoE Server, Multi-IP Network, DHCP Server, QOS, APP Management, DHCP Client, Static IP, MAC Cloning

Enterprise Wireless Networking Solution

Gigabit access, 2.5G uplink, optical fiber convergence, monitoring wireless hybrid networking.



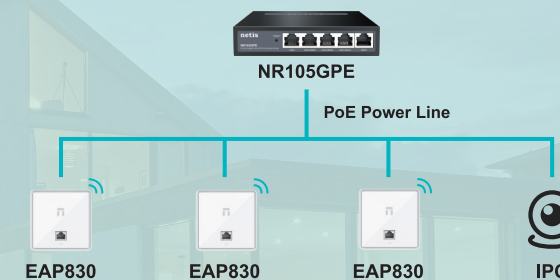
- Higher specifications: AX3000, uplink 2.5G port, 2.5G gateway
- Larger capacity: up to 120 units can be effectively carried by a single AP
- Smarter roaming: solving the problem of sticky terminals

Normal Network Cable
PoE Power Line

Whole House Wi-Fi Coverage Solution

Villa/large unit/high-end home networking set.

NR105GPE is an enterprise router that supports PoE power supply. It can directly power the AP through network cables without the need for separate PoE switches, saving overall networking costs and making it simple and easy to use.



SMB Product